

# Extended pivot arm light duty

Illustration shown with CARESCAPE B650



**Monitor adaption**

5" plunge plate

**Colours to choose**

decorative parts RAL 5013 cobalt blue / RAL 7024 graphite grey  
aluminum parts RAL 9016 traffic white / RAL 9002 grey white

**Max. load capacity support arm**

8 kg / 17.6 lbs

**Max. load monitor adaptation**

8 kg / 17.6 lbs

**Product weight**

2.8 kg / 6.2 lbs

**Part number**

A-33030A-Y.CD

## Fixings

Y




4V

Adapter for  
vertical wall channel




2F

Fixed rail clamp



3

Vertical rail clamp



3DR  
3TX

Dual vertical rail clamp



1  
1F  
1C  
1V

Fixed / universal  
pole clamp



13

Adapter for Mindray  
medical supply units



17

Adapter for Amico  
pendants & headwalls



9

Adapter for Löwenstein Medical  
anaesthesia machines



4U

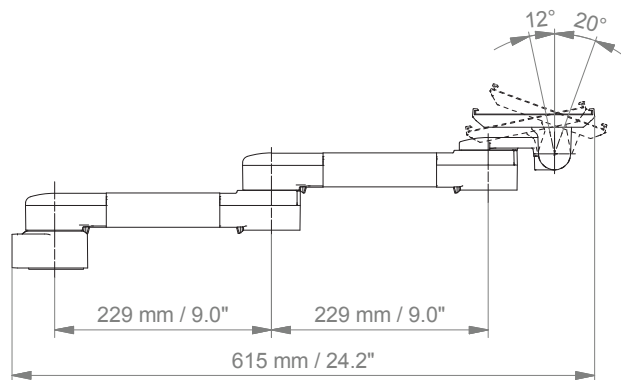
Adapter for anaesthesia machines  
with existing side channel

# Extended pivot arm light duty

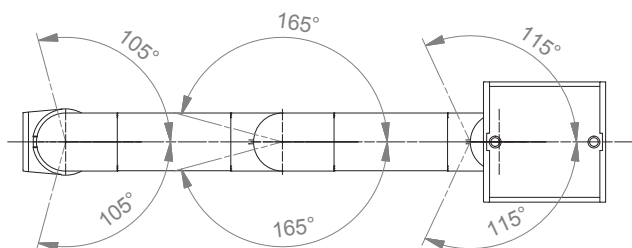
## Technical data

---



### SIDE VIEW



### TOP VIEW



## Adapter plate 5"

Illustration	Description	Part no.
	<b>Adapter plate 5" for F5 FRAME F5 / Tram Rac</b> Only be used in combination with a support arm with 5" plunge plate	GE-AP-F5/TR
	<b>Adapter plate 5" for GE B105 / B125</b> Only be used in combination with a support arm with 5" plunge plate	GE-AP-B105/125

## Fixings

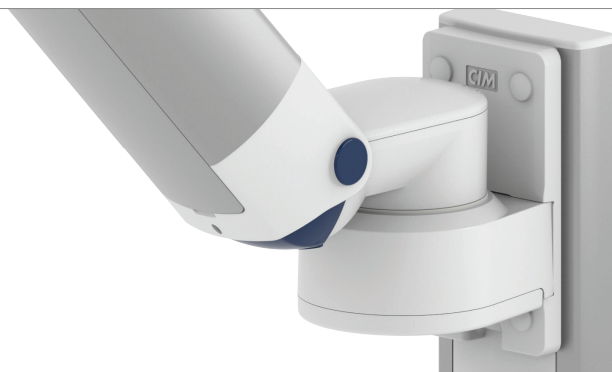










Illustration	Description	Notes	Part no.
	Adapter for vertical wall channel	To mount to CIM wall channel (compatible with GCX channel) Please order separately: CIM wall channel, see catalogue accessoires	4V
	Fixed rail clamp	To mount to horizontal European rails 10 x 25, 8 x 35, 10 x 30, 10 x 50 mm	2F
	Vertical rail clamp	To mount to vertical European rail 10 x 25 mm	3
	Dual vertical rail clamp	To mount to two parallel vertical European rails 10 x 50 mm Distance between rails 150 mm / 5.9", e.g. Dräger pendant Distance between rails 225 mm / 8.9", e.g. Trilux pendant	3DR 3TX
	Fixed pole clamp	To mount to pole ø 25 mm / 1.0" To mount to pole ø 35 mm / 1.4" To mount to pole ø 38 mm / 1.5"	1 1F 1C
	Universal pole clamp	V-block to mount to pole ø 23 - 40 mm / 0.9 - 1.6"	1V
	Adapter medical supply units	For Mindray medical supply units	13
	Adapter pendants & headwalls	For Amico pendants & headwalls	17

## Fixings for anaesthesia machines

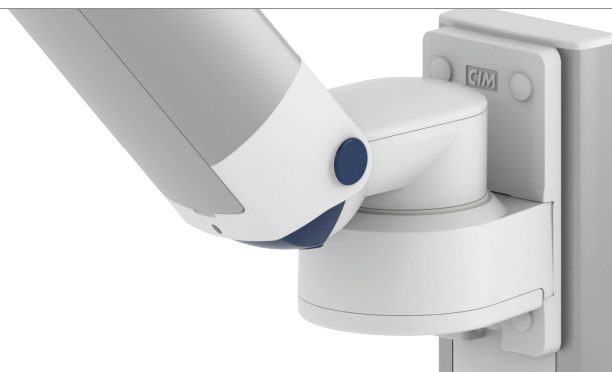


Illustration	Description	Notes	Part no.
	Adapter for Löwenstein Medical anaesthesia machines	Adapter for Leon / Leon plus	9
	Adapter for anaesthesia machines (all suppliers)	H 80 mm / 3.1" With existing side channel	4K
<b>If your anaesthesia machine does not have a side channel already mounted to the machine, please order the following in addition to 4K:</b>			
	Adapter for Dräger	Dräger Primus / Julian / Cato / Fabius GS / Zeus side channel adapter L 127 mm / 5" side channel adapter L 320 mm / 12.6"	DR-J01 DR-J02
			
	Adapter for GE	GE Avance / Aespire / Aestiva side channel adapter L 200 mm / 7.9"	DX-AES-01
			

## General notes

---

### Monitor Adaptations

The VESA monitor adaptation is available in different versions:

- VESA 75/100
- 5" plunge plate with VESA 75/100 adapter plate

### Components' grounding

All arms with integrated cable management are equipped with **component grounding**. No grounding is required for arms with external or semi-integrated cable management with cables not being led through joints.

### Load capacity

All **height adjustable arms** have a load capacity of 22 kg / 48.5 lbs. Rear mounted monitor adaptations and horizontally mounted 5" plunge plates accept a maximum monitor weight of 18 kg / 39.7 lbs. An additional 4 kg / 8.8 lbs may be mounted on a down post underneath the front swivel part. Depending on material and tensile factor all weight indications have a 4-fold and / or 6-fold safety factor according to EN 60601-1, 3rd Edition regulations.

### Custom-designed solutions and MRI applications

Please contact us for **custom-designed** solutions.

### Product marking

All CIM products are CE marked. As **medical product risk class 1** and they conform with the regulations MDD 93/42 ECC and EN 60601-1, 3rd Edition. TUEV reports for numerous products especially for anaesthesia applications guarantee electrical and mechanical safety of our products and are available upon request.



# How to create part numbers

Part numbers can be easily created by following the steps below:

Please replace the letters in **green** with the part no. code as per your requirements.

## 1. Components' grounding:

S	=	not grounded
A	=	grounded

## 2. Choose the arm version required:

910Q1	=	flush mount
431G	=	height adjustable arm
224A / 230A	=	support arm pivot
33030A	=	extended pivot arm light duty
H33030A	=	extended pivot arm heavy duty
431A	=	height adjustable arm
73130A	=	extended height adjustable arm

## 3. Specify where you want to mount the arm and select the fixing (Y):

1V	=	pole ø 23 - 40 mm / 0.9 - 1.6"
1	=	pole ø 25 mm / 1.0"
1F	=	pole ø 35 mm / 1.4"
1C	=	pole ø 38 mm / 1.5"
2F	=	horizontal rails 10 x 25, 8 x 35, 10 x 30, 10 x 50 mm
3	=	vertical rail 10 x 25 mm
3DR	=	dual vertical rails, distance 150 mm/ 5.9"
3TX	=	dual vertical rails, distance 225 mm/ 8.9"
4V	=	vertical wall channel
13	=	Mindray medical supply units
17	=	Amico pendants & headwalls
9	=	Löwenstein Medical anaesthesia machine
4U	=	anaesthesia machine with existing channel

## How to create part numbers

### 4. Choose the colour requested for decorative parts (C):

gr	=	RAL 7024 (graphite grey)
bl	=	RAL 5013 (cobalt blue)

### 5. Choose the colour requested for the aluminium die-cast parts (D):

1	=	RAL 9016 (traffic white)
2	=	RAL 9002 (grey white)

### 6. Specify the spring depending on the weight of your monitor/ device - only with height adjustable arms (X):

60	=	2 - 5 kg / 4.4 - 11 lbs
95	=	4 - 9 kg / 8.8 - 19.8 lbs
130	=	7.5 - 13 kg / 16.5 - 28.7 lbs
175	=	13 - 16 kg / 28.7 - 35.3 lbs
220	=	16 - 22 kg / 35.3 - 48.5 lbs

## Example

01 Grounding		02 Arm version		03 Fixing		04 & 05 Colour		06 Spring tension
A	-	431G	-	Y	.	CD	-	X
A	-	431G	-	4V	.	gr1	-	95



## Product highlights

---

### Non-height adjustable arm

Pivot and extended pivot arms offer **full cable integration** and easy cleaning for **infection control** in all critical care areas in the clinical environment. Our **5-years warranty** guarantees reliable, trouble-free and maintenance-free operation. The swivel function at the fixing point as well as the **tilt/ swivel function** of the monitor adaptation offers optimum positioning of your device. The extended pivot arm is a two-part arm with central pivot point between the two arm sections. All bottom-mounted monitors have the safety feature of a **20° tilt stop**.

### Height adjustable arm

The height adjustable arm offers **full cable integration**, one-wipe clean surfaces and our **5-year warranty** on the entirety of the product. Vertically and horizontally adjustable, the arm offers optimal positioning of your device. A constant viewing angle when vertically adjusted is guaranteed by a parallel linkage. **Weight-optimized springs counter-balance** the monitor without making any adjustments. All bottom-mounted monitors have the safety feature of a **20° tilt stop**. Individual rotational stops may be integrated in any joint.

To provide the perfect combination of arm and monitor, the CIM articulated height adjustable arm has a simple quarter-turn lock to hold the arm safely in position when removing the monitor. Furthermore the arm is equipped with the unique safety feature of a slow-release gas spring. Should anybody try to remove the monitor before locking the arm in position, the arm will only rise at a slow and even tempo.

**SAFETY**