

# Height adjustable arm



<b>Monitor adaption</b>	prepared to accept Philips table top mount
<b>Height adjustment</b>	slow-flowing spring, parallel linkage for a constant viewing angle
<b>Colours to choose</b>	decorative parts RAL 5013 cobalt blue / RAL 7024 graphite grey aluminum parts RAL 9016 traffic white / RAL 9002 grey white
<b>Max. load capacity support arm</b>	21 kg / 46.3 lbs
<b>Max. load monitor adaption</b>	21 kg / 46.3 lbs
<b>Product weight</b>	5.1 kg - 6.5 kg / 11.2 lbs - 14.3 lbs (according to dimensions of keyboard tray)
<b>Keyboard tray</b>	300 x 210 mm, 400 x 150 mm, 500 x 200 mm, 580 x 200 mm, 650 x 200 mm 11.8 x 8.3", 15.7 x 5.9", 19.7 x 7.9", 22.8 x 7.9", 25.6 x 7.9"
<b>Balancing range</b>	950 N (3 - 8 kg / 6.6 - 17.6 lbs); 1100 N (3.5 - 11.5 kg / 7.7 - 25.4 lbs); 1300 N (6.5 - 12 kg / 14.3 - 26.5 lbs); 1600 N (11.5 - 18 kg / 25.4 - 39.7 lbs); 1750 N (12 - 15 kg / 26.5 - 33 lbs); 2200 N (15 - 21 kg / 33 - 46.3 lbs)
<b>Part number</b>	A-431LPH-Y.CD_X_T

## Fixings

Y | details page 3 and 4




4S

Adapter for vertical wall channel



2F

Horizontal rail clamp



3

Vertical rail clamp



1V

Universal pole clamp



1  
1B  
1F  
1C

Fixed pole clamp




13

Adapter for Mindray medical supply units



17

Adapter for Amico pendants & headwalls



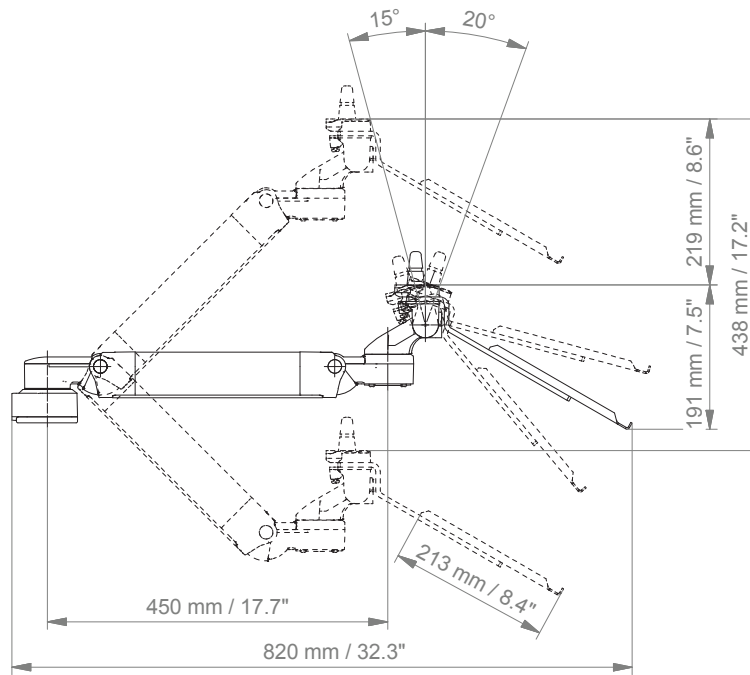
9

Adapter for Löwenstein Medical anaesthesia machines

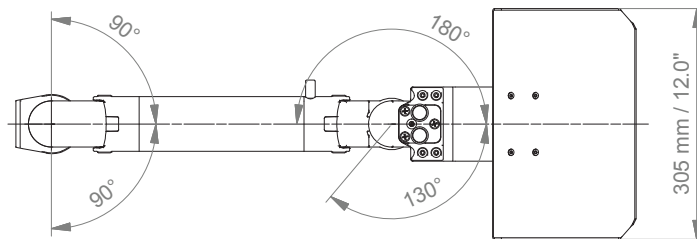
# Height adjustable arm

Technical data - keyboard tray 300 x 210 mm / 11.8 x 8.3"

SIDE VIEW










TOP VIEW



# Fixings



Illustration	Description	Notes	Weight	Part no.
	Adapter for vertical wall channel	To mount to CIM wall channel (compatible with GCX channel) Please order separately: CIM wall channel, see catalogue accessoires	0.6 kg / 1.3 lbs	4S
	Horizontal rail clamp	To mount to horizontal European rails 10 x 25, 8 x 35, 10 x 30, 10 x 50 mm	1.1 kg / 2.4 lbs	2F
	Vertical rail clamp	To mount to vertical European rail 10 x 25 mm	0.5 kg / 1.1 lbs	3
	Universal pole clamp	V-block to mount to pole $\varnothing$ 23 - 40 mm / 0.9 - 1.6"	0.6 kg / 1.3 lbs	1V
	Fixed pole clamp	To mount to pole $\varnothing$ 25 mm / 1.0" To mount to pole $\varnothing$ 30 mm / 1.2" To mount to pole $\varnothing$ 35 mm / 1.4" To mount to pole $\varnothing$ 38 mm / 1.5"	0.3 kg / 0.7 lbs 0.4 kg / 0.9 lbs 0.4 kg / 0.9 lbs 0.4 kg / 0.9 lbs	1 1B 1F 1C
	Adapter medical supply units	For Mindray medical supply units	0.8 kg / 1.8 lbs	13
	Adapter pendants & headwalls	For Amico pendants & headwalls	0.6 kg / 1.3 lbs	17

# Fixings for anaesthesia machines



Illustration	Description	Notes	Weight	Part no.
	Adapter for Löwenstein Medical anaesthesia machines	Adapter for Leon / Leon plus	0.4 kg / 0.9 lbs	9
<b>If your anaesthesia machine does not have a side channel already mounted to the machine, please order the following in addition to 4S:</b>				
	Adapter for Dräger	Dräger Primus / Julian / Cato / Fabius GS / Zeus side channel adapter L 127 mm / 5"	0.5 kg / 1.1 lbs	DR-J01
		side channel adapter L 320 mm / 12.6"	1.0 kg / 2.2 lbs	DR-J02
	Adapter for GE	GE Avance / Aespire / Aestiva side channel adapter L 200 mm / 7.9"	0.5 kg / 1.1 lbs	DX-AES-01
				

# How to create part numbers

Part numbers can be easily created by following the steps below:

Please replace the letters in **green** with the part no. code as per your requirements.

## 1. Components' grounding:

A = grounded

## 2. Choose the arm version required:

224LPH / 230LPH = support arm pivot  
 H33030LPH = extended pivot arm heavy duty  
 431LPH = height adjustable arm  
 73130LPH = extended height adjustable arm

## 3. Specify where you want to mount the arm and select the fixing (Y):

1V = pole ø 23 - 40 mm / 0.9 - 1.6"  
 1 = pole ø 25 mm / 1.0"  
 1B = pole ø 30 mm / 1.2"  
 1F = pole ø 35 mm / 1.4"  
 1C = pole ø 38 mm / 1.5"  
 2F = horizontal rails 10 x 25, 8 x 35, 10 x 30, 10 x 50 mm  
 3 = vertical rail 10 x 25 mm  
 4S = vertical wall channel  
 13 = Mindray medical supply units  
 17 = Amico pendants & headwalls  
 9 = Löwenstein Medical anaesthesia machine

## 4. Choose the colour requested for decorative parts (C):

gr = RAL 7024 (graphite grey)  
 bl = RAL 5013 (cobalt blue)



## How to create part numbers

### 5. Choose the colour requested for the aluminium die-cast parts (D):

1	=	RAL 9016 (traffic white)
2	=	RAL 9002 (grey white)

### 6. Specify the spring depending on the weight of your monitor/ device - only with height adjustable arms (X):

95	=	3 - 8 kg / 6.6 - 17.6 lbs
110	=	3.5 - 11.5 kg / 7.7 - 25.4 lbs
130	=	6.5 - 12 kg / 14.3 - 26.5 lbs
160	=	11.5 - 18 kg / 25.4 - 39.7 lbs
175	=	12 - 15 kg / 26.5 - 33.0 lbs
220	=	15 - 21 kg / 33.0 - 46.3 lbs

### 7. Specify the requested size of the keyboard tray and mouse (T):

Standard	Magnetic	With wrist rest		Dimensions
30	30S		=	300 x 210 mm / 11.8 x 8.3"
40	40S		=	400 x 150 mm / 15.7 x 5.9"
50	50S	50W	=	500 x 200 mm / 19.7 x 7.9"
58	58S	58W	=	580 x 200 mm / 22.8 x 7.9"
65	65S	65W	=	650 x 200 mm / 25.6 x 7.9"

## Example

01 Grounding		02 Arm version		03 Fixing		04 & 05 Colour		06 Spring tension		07 Keyboard tray
A	-	431LPH	-	Y	.	CD	-	X	-	T
A	-	431LPH	-	4S	.	gr1	-	95	-	30

## General notes

---

### Monitor Adaptations

All mounting systems for **Philips IntelliVue series** are prepared to accept the Philips table top mount.

### Please note!

The Philips table top mount must be ordered separately by Philips.

### Components' grounding

All arms with integrated cable management are equipped with **component grounding**. No grounding is required for arms with external or semi-integrated cable management with cables not being led through joints.

### Load capacity

All **height adjustable arms** have a load capacity of 22 kg / 48.5 lbs. Rear mounted monitor adaptations and horizontally mounted 5" plunge plates accept a maximum monitor weight of 18 kg / 39.7 lbs. An additional 4 kg / 8.8 lbs may be mounted on a down post underneath the front swivel part. Depending on material and tensile factor all weight indications have a 4-fold and/ or 6-fold safety factor according to IEC 60601-1 standards.

### Custom-designed solutions and MRI applications

Please contact us for **custom-designed** solutions.

### Product marking

All products which are classified as medical product risk class 1 are CE marked. As **medical product risk class 1** they are conform with the regulations (EU) 2017/745 (MDR) and IEC 60601-1. Other standards of the IEC 60601 series are not applicable to our products, regardless of their version.

**MD** A stand-alone product that is already classified as a medical product class 1 before being integrated into an overall medical device. The product is CE-marked. A declaration of conformity is available.

~~MD~~ Accessories or spare parts that have no independent function and are therefore not subject to the MDR. These products are not CE-marked. A declaration of conformity is not required.

### Warranty

All CIM arms have a 5-year warranty to be free of defects in material and functionality from the date of delivery.

## Product highlights

---

### Non-height adjustable arm

Pivot and extended pivot arms offer **full cable integration** and easy cleaning for **infection control** in all critical care areas in the clinical environment. Our **5-years warranty** guarantees reliable, trouble-free and maintenance-free operation. The swivel function at the fixing point as well as the **tilt/ swivel function** of the monitor adaptation offers optimum positioning of your device. The extended pivot arm is a two-part arm with central pivot point between the two arm sections. All bottom-mounted monitors have the safety feature of a **20° tilt stop**.

### Height adjustable arm

The height adjustable arm offers **full cable integration**, one-wipe clean surfaces and our **5-year warranty** on the entirety of the product. Vertically and horizontally adjustable, the arm offers optimal positioning of your device. A constant viewing angle when vertically adjusted is guaranteed by a parallel linkage. **Weight-optimized springs counter-balance** the monitor without making any adjustments. All bottom-mounted monitors have the safety feature of a **20° tilt stop**. Individual rotational stops may be integrated in any joint.

To provide the perfect combination of arm and monitor, the CIM articulated height adjustable arm has a simple quarter-turn lock to hold the arm safely in position when removing the monitor. Furthermore the arm is equipped with the unique safety feature of a slow-release gas spring. Should anybody try to remove the monitor before locking the arm in position, the arm will only rise at a slow and even tempo.



SAFETY