

MOBILE SOLUTIONS FOR EVERY APPLICATION




CART HEAVY DUTY

The Heavy Duty Cart can be configured according to your needs. An extensive range of accessories is available to match your requirements. All individual solutions are tested and certified before delivery and are conform with EN 60601-1.


DESIGNED TO

-  **Meet your requirements**
Literally hundreds of configurations available.
-  **Save space**
Minimizing required space while maximizing access to your equipment.
-  **Promote highest standards**
Regulation (EU) 2017/745 (MDR) & IEC 60601-1

FEATURES

-  **Modularity**
Allows individual configurations realized efficiently and cost-effectively.
-  **Variability**
The variable concept permits upgrading at any time.
-  **Functionality**
Maximum modularity and ideal ergonomic design combined with refined functionality.

ACCEPTS

-  **Drawers and shelves**
Single and double drawer consoles or simply shelves to place your equipment.
-  **Support arms**
CIM height adjustable and non-height adjustable arms to mount monitors, devices and other medical equipment.
-  **Accessories**
A huge variety of accessories is available: cable hooks, baskets, IV poles.



MONITOR PRESENTATIONS

Which monitor would you like to mount?
CIM med offers solutions for a wide range of medical device manufacturers.



ACCESSORIES

A huge variety of accessories is available which you will find in our accessories catalogue.
Please note that not every accessory is suitable for every cart.

