



MOUNTING REFERENCE GUIDE

# Mounting Solutions for GE Healthcare Avance CS<sup>2</sup>

CIM Cable Integrated Mounting System



THINK BEFORE  
YOU PRINT



# Content

<b>General notes</b>	<b>3</b>
<b>Product highlights</b>	<b>4</b>
<b>How to create part numbers</b>	<b>5</b>
<b>Load capacity support arm and monitor adaptation</b>	<b>7</b>
<b>Monitor mount</b>	
<b>Extended pivot arm heavy load</b>	<b>8</b>
<b>Height adjustable arm</b>	<b>10</b>
<b>Bracket and keyboard tray</b>	
<b>Extended pivot arm heavy load</b>	<b>12</b>
<b>Counter top</b>	<b>14</b>

## General notes

---

### Product safety

CIM med® medical mounting solutions for anaesthesia machines are designed and tested to the most exacting of standards, are CE marked and adhere to the regulations (EU) 2017/745 (MDR). EN 60601-1 compliancy forms the basis of everything we do, to ensure that you and your customer get the safest, most beneficial solutions available in the world today.

Each arm is earthed back to the carts own earthing system. The arms can be restricted in movements to protect elements of the cart like rotameters, screens and cylinder manifolds. This also helps tip test conformity.

We have taken the time and effort to carry out all other testing such as static and dynamic load testing in combination with your anaesthesia cart. This is an essential part of medical compliance. We consider it our responsibility to ensure that the CIM configuration offered in this mounting reference guide, is tested, stable and safe. We will never supply you with a solution that is not 100% compliant. It is important that the maximum load carrying capacity for the anaesthesia machine as stated by the manufacturer, is not exceeded when using multiple configurations.

Please ask for a variety of TÜV-tested mounting solutions for anaesthesia applications. A declaration of conformity as well as the TÜV report can be provided on request: [enquiry@cim-med.com](mailto:enquiry@cim-med.com)

### Mounting positions

Monitoring and PDMS can be mounted on the left and on the right side of the GE Healthcare Avance CS<sup>2</sup>.

### Product marking

**MD** A stand-alone product that is already classified as a medical product class 1 before being integrated into an overall medical device. The product is CE-marked. A declaration of conformity is available.

~~MD~~ Accessories or spare parts that have no independent function and are therefore not subject to the MDR. These products are not CE-marked. A declaration of conformity is not required.

### Warranty

All CIM products have a 5-year warranty to be free of defects in material and functionality from the date of delivery.

## Product highlights

---

### Non-height adjustable arm

Pivot and extended pivot arms offer **full cable integration** and easy cleaning for **infection control** in all critical care areas in the clinical environment. Our **5-years warranty** guarantees reliable, trouble-free and maintenance-free operation. The swivel function at the fixing point as well as the **tilt/ swivel function** of the monitor adaptation offers optimum positioning of your device. The extended pivot arm is a two-part arm with central pivot point between the two arm sections. All bottom-mounted monitors have the safety feature of a **20° tilt stop**.

### Height adjustable arm

The height adjustable arm offers **full cable integration**, one-wipe clean surfaces and our **5-year warranty** on the entirety of the product. Vertically and horizontally adjustable, the arm offers optimal positioning of your device. A constant viewing angle when vertically adjusted is guaranteed by a parallel linkage. **Weight-optimized springs counter-balance** the monitor without making any adjustments. All bottom-mounted monitors have the safety feature of a **20° tilt stop**. Individual rotational stops may be integrated in any joint.

To provide the perfect combination of arm and monitor, the CIM articulated height adjustable arm has a simple quarter-turn lock to hold the arm safely in position when removing the monitor. Furthermore the arm is equipped with the unique safety feature of a slow-release gas spring. Should anybody try to remove the monitor before locking the arm in position, the arm will only rise at a slow and even tempo.

**SAFETY**



## Monitor mount

# How to create part numbers



### 1. Choose the arm version required:

H33013	=	extended pivot arm heavy duty
431	=	height adjustable arm

### 2. Choose the monitor adaptations required:

A	=	5" plunge plate
G	=	VESA 75/100
MD	=	Mindray quick release
PH	=	Philips table top mount
RR	=	infusion pump mount (only with H33013)

### 3. Choose the mounting side (Y):

4S-02L	=	GE Avance CS <sup>2</sup> , left side
4S-02R	=	GE Avance CS <sup>2</sup> , right side

### 4. Choose the colour requested for decorative parts (C):

gr	=	RAL 7024 (graphite grey)
bl	=	RAL 5013 (cobalt blue)

### 5. Colour of the aluminium die-cast parts:

1	=	RAL 9016 (traffic white)
---	---	--------------------------

### 6. Specify the spring depending on the weight of your monitor/ device - only with height adjustable arms (X):

60	=	2 - 5 kg / 4.4 - 11 lbs
95	=	4 - 9 kg / 8.8 - 19.8 lbs

## Example

Grounding		01 + 02 Arm version + Monitor adaption		03 Mounting side		04 + 05 Colour		06 Spring tension
GE	-	431A	-	Y	.	C1	-	X
GE	-	431A	-	4S-02L	.	bl1	-	95

## Bracket and keyboard tray

# How to create part numbers

### 1. Choose the arm version required:

H33013F = extended pivot arm heavy duty

### 2. Choose the mounting side (Y):

4S-02L = GE Avance CS<sup>2</sup>, left side

4S-02R = GE Avance CS<sup>2</sup>, right side

### 3. Choose the colour requested for decorative parts (C):

gr = RAL 7024 (graphite grey)

bl = RAL 5013 (cobalt blue)

### 4. Colour of the aluminium die-cast parts:

1 = RAL 9016 (traffic white)

### 5. Specify the requested size of the keyboard tray (T):

30 = 300 x 210 mm / 11.8 x 8.3"

40 = 400 x 150 mm / 15.7 x 5.9"

50 = 500 x 200 mm / 19.7 x 7.9"






58 = 580 x 200 mm / 22.8 x 7.9"




## Example

Grounding		01 Arm version		02 Mounting side		03 + 04 Colour		05 Keyboard tray
GE	-	H33013F	-	Y	.	C1	-	T
GE	-	H33013F	-	4S-02R	.	bl1	-	30

## Load capacity support arm and monitor adaptation

	5" PLUNGE PLATE	VESA 75/100	MINDRAY QUICK RELEASE	PHILIPS TABLE TOP MOUNT	INFUSION PUMP MOUNT
					
LEFT AND RIGHT SIDE					
Arm version	<b>H33013A</b>	<b>H33013G</b>	<b>H33013MD</b>	<b>H33013PH</b>	<b>H33013RR</b>
Max. load capacity support arm	8.0 kg / 17.6 lbs	8.0 kg / 17.6 lbs	8.0 kg / 17.6 lbs	8.0 kg / 17.6 lbs	11.0 kg / 24.3 lbs
Max. load monitor adaptation	8.0 kg / 17.6 lbs	8.0 kg / 17.6 lbs	8.0 kg / 17.6 lbs	8.0 kg / 17.6 lbs	
Product weight	3.3 kg / 7.3 lbs	3.4 kg / 7.5 lbs	3.3 kg / 7.3 lbs	3.2 kg / 7.1 lbs	2.8 kg / 6.2 lbs
Arm version	<b>431A</b>	<b>431G</b>	<b>431MD</b>	<b>431PH</b>	
Max. load capacity support arm	6.5 kg / 14.3 lbs	6.5 kg / 14.3 lbs	6.5 kg / 14.3 lbs	6.5 kg / 14.3 lbs	
Max. load monitor adaptation	6.5 kg / 14.3 lbs	6.5 kg / 14.3 lbs	6.5 kg / 14.3 lbs	6.5 kg / 14.3 lbs	
Product weight	4.4 kg / 9.8 lbs	4.3 kg / 9.5 lbs	4.4 kg / 9.8 lbs	4.3 kg / 9.5 lbs	

W-BRACKET	
	
LEFT AND RIGHT SIDE	
Arm version	<b>H33013F</b>
Max. load capacity support arm	7.5 kg / 16.5 lbs
Max. load monitor adaptation	7.5 kg / 16.5 lbs
Product weight *	5.0 - 5.4 kg / 11.0 - 11.9 lbs

\*) according to dimensions of keyboard tray

Bracket with keyboard fold-up function on request.

## Monitor mount

# Extended pivot arm heavy duty

### Monitor adaption, weights & loads

see page 7

### Mounting side **Y**

see page 5

### Colours to choose **C**

decorative parts RAL 5013 cobalt blue / RAL 7024 graphite grey  
aluminum parts RAL 9016 traffic white

### Part numbers

GE-H33013A- <b>Y.C1</b>	5" plunge plate
GE-H33013G- <b>Y.C1</b>	VESA 75/100
GE-H33013MD- <b>Y.C1</b>	Mindray quick release
GE-H33013PH- <b>Y.C1</b>	Philips table top mount
GE-H33013RR- <b>Y.C1</b>	infusion pump mount



**MD**

**NOTE:** The arm can be mounted either on the left or right side of the anaesthesia machine.



Illustration shown with 5" plunge plate

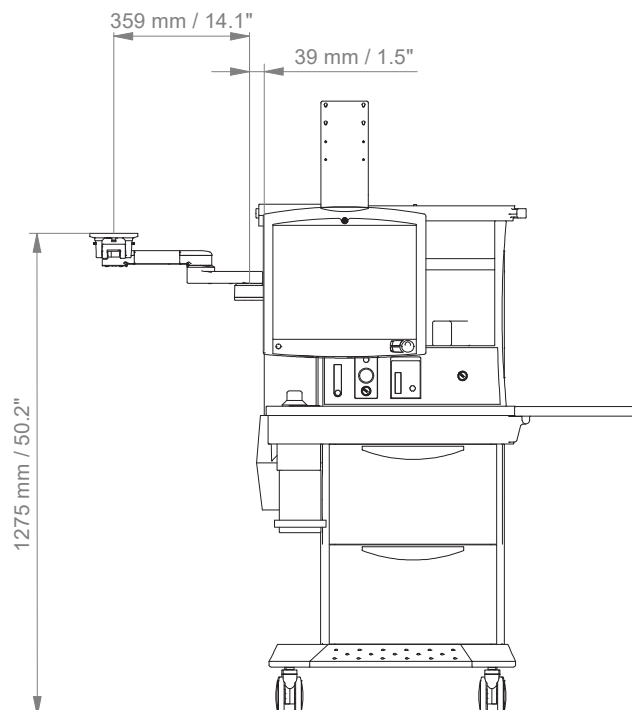


## Monitor mount

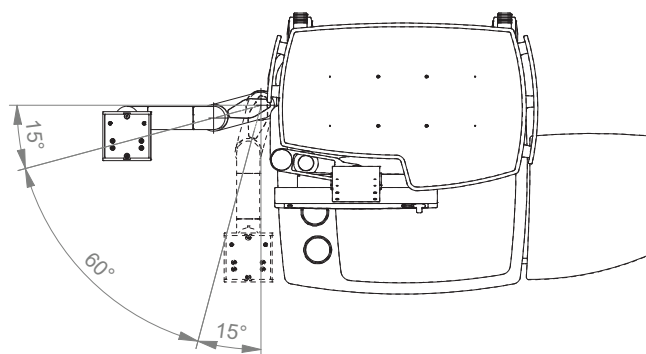
# Extended pivot arm heavy duty

### Technical data

#### FRONT VIEW



#### TOP VIEW



## Monitor mount

# Height adjustable arm

### Monitor adaption, weights & loads

see page 7

### Mounting side Y

see page 5

### Colours to choose C

decorative parts RAL 5013 cobalt blue / RAL 7024 graphite grey  
aluminum parts RAL 9016 traffic white

### Height adjustment

slow-flowing spring, parallel linkage for a constant viewing angle

### Balancing range X

600 N (2 - 5 kg / 4.4 - 11 lbs); 950 N (4 - 9 kg / 8.8 - 19.8 lbs)

### Part numbers

GE-431A-Y.C1_X	5" plunge plate
GE-431G-Y.C1_X	VESA 75/100
GE-431MD-Y.C1_X	Mindray quick release
GE-431PH-Y.C1_X	Philips table top mount



**MD**

**NOTE:** The arm can be mounted either on the left or right side of the anaesthesia machine.




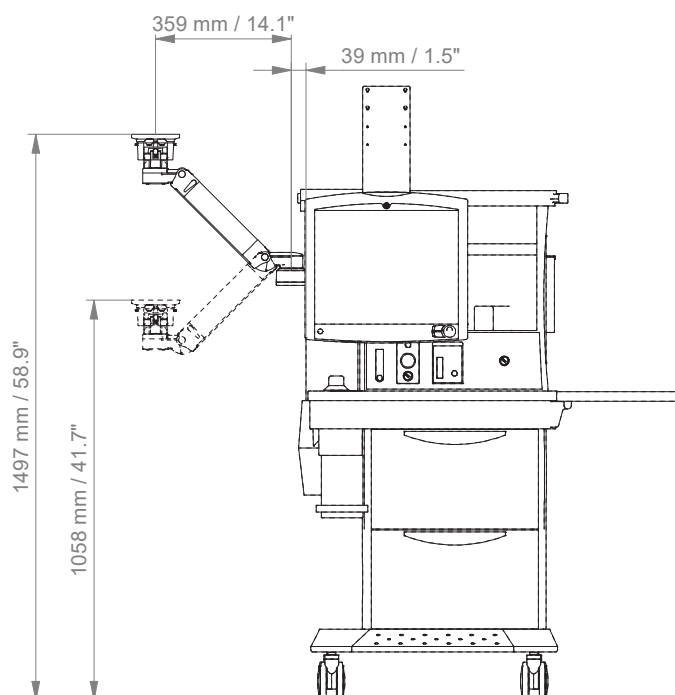
Illustration shown with 5" plunge plate

## Monitor mount

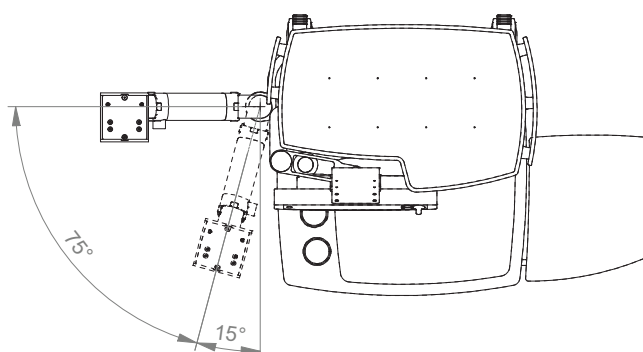
# Height adjustable arm

## Technical data

### FRONT VIEW



### TOP VIEW



## Bracket and keyboard tray

# Extended pivot arm heavy duty with W-bracket

### Monitor/ keyboard adaption

W-bracket VESA 75/100 and keyboard / mouse tray bracket with keyboard fold-up funktion on request

### Weights & loads

see page 7

### Mounting side Y

see page 6

### Colours to choose C

decorative parts RAL 5013 cobalt blue / RAL 7024 graphite grey  
aluminum parts RAL 9016 traffic white

### Keyboard tray dimension T

300 x 210 mm, 400 x 150 mm, 500 x 200 mm, 580 x 200 mm  
11.8 x 8.3", 15.7 x 5.9", 19.7 x 7.9", 22.8 x 7.9"

### Part number

GE-H33013F-Y.C1\_T

DX-AES-01 side channel adapter L 200 mm / 7.9"



**MD**

**NOTE:** The arm can be mounted either on the left or right side of the anaesthesia machine.

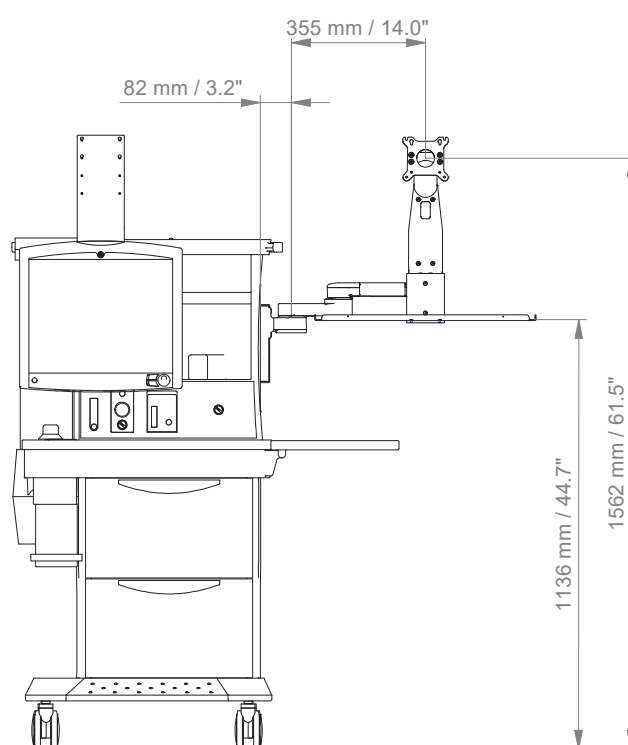


## Bracket and keyboard tray

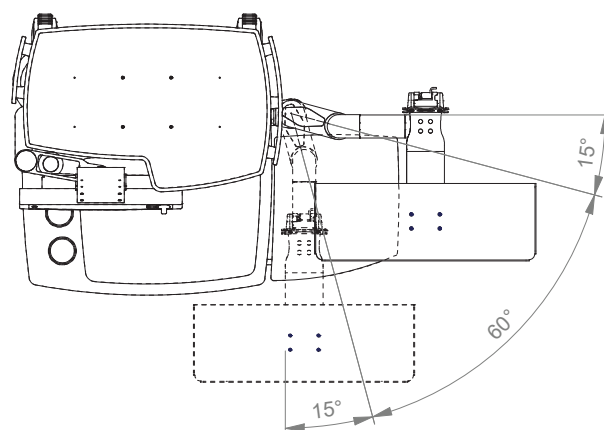
# Extended pivot arm heavy duty with W-bracket

## Technical data

### FRONT VIEW



### TOP VIEW





## Top: Monitor mount Counter top



**Max. load monitor adaptation** 18 kg / 28.7 lbs

**Product weight** 1.3 kg / 2.9 lbs

**Colours to choose C**

decorative parts	RAL 5013 cobalt blue / RAL 7024 graphite grey
aluminum parts	RAL 9016 traffic white

**MD**

**Part numbers**

GE-HA-TS.C1_50	5" plunge plate
GE-HK-TS.C1_50	VESA 75/100
GE-HMD-TS.C1_50	Mindray quick release
GE-HPH-TS.C1_50	Philips table top mount

Illustration shown with 5" plunge plate

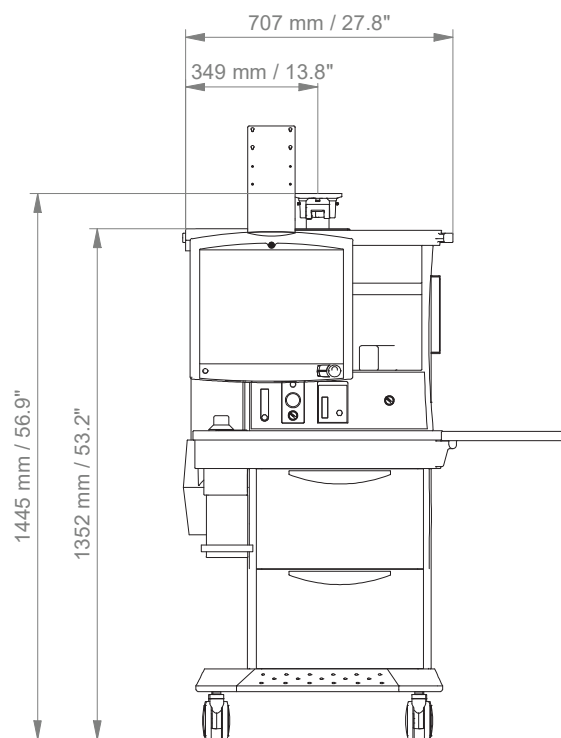


## Top: Monitor mount

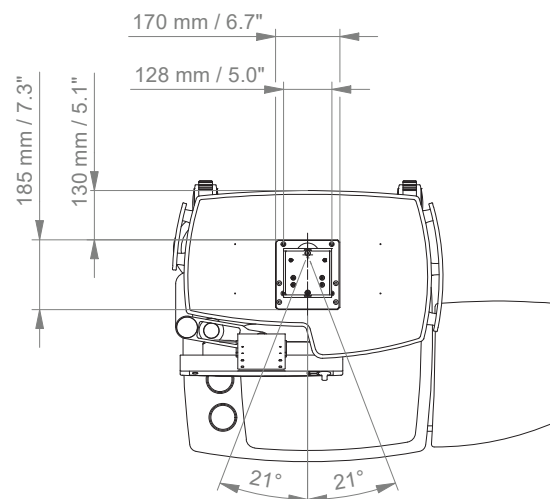
# Counter top

### Technical data

#### FRONT VIEW



#### TOP VIEW





**CIM med GmbH**

Euro-Industriepark  
Margot-Kalinke-Str. 9  
80939 Munich / Germany

T +49 89. 978 94 08-0

---

**CIM med Inc.**

2024 E Independence Commerce Dr  
Matthews, NC 28105 / USA

T +1 855 895 4722

---

[info@cim-med.com](mailto:info@cim-med.com)  
[www.cim-med.com](http://www.cim-med.com)

